


CUTTING



MOUNTING



POLISHING



HARDNESS TESTING



# MECATOME ST 310

INNOVATION IN CUTTING



New manual cutting system.

High capacity machine: possibility of cutting large and long workpieces. Simple and adaptable, 4 preset speeds for getting best cutting results regardless the type of materials.



A STRONG WORLDWIDE PRESENCE THROUGH SUBSIDIARIES AND MORE THAN 35 DISTRIBUTORS



# FUNCTIONALITIES

## REF. 50200

**Width**  
660mm + 120 mm for the swinging arm

**Depth**  
880mm

**Height closed lid**  
660mm

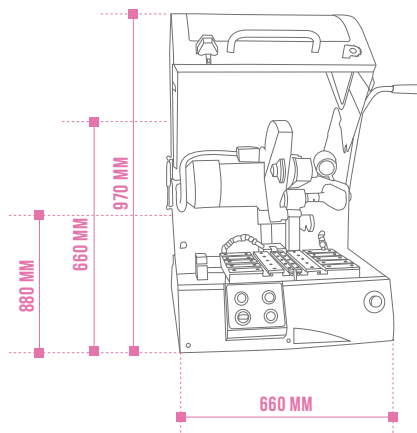
**Height opened lid**  
970mm

**Weight**  
120 kg

**Conformity**  
EC

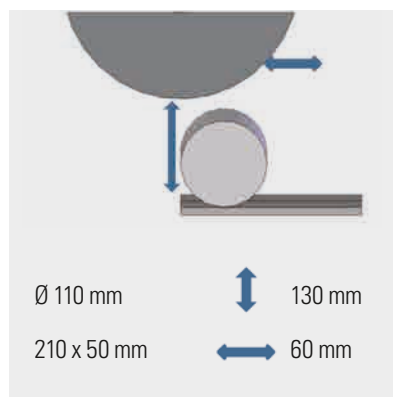
## Manual abrasive cut-off machine with a swing action for increased cutting speed

MECATOME ST 310 with its PRESI exclusive swing arm action provides for increased length of longitudinal cut capacity and rapid sectioning without burning making it the highest performer in its class.



## CUTTING ENVELOPE\*

A choice of 250mm or 300mm diameter cut-off blades coupled with up to 4 pre-set rotational speeds provides the optimum cutting condition for a wide range of materials. The MECATOME ST 310 has been designed with the need to be able **to easily accommodate samples that are longer than the chamber through the use of removable side ports**. Sample set up is easy with the raised "T" slot bed, large, well lit cutting chamber and wide open access thanks to a fully retracting hood. Observation of the sample during the cutting operation is enhanced with the provision of extra-large windows in the hood.




\* This illustration of the cutting envelope of the MECATOME ST 310 is to show the maximum theoretical capacity only. The actual capacity in practice will depend on the sample geometry and its physical properties.

## SWINGING MOVEMENT

MECATOME ST 310 equipped with a swinging movement allows a **60% time saving** compared with traditional cutting machine and means for the user, a significant reduction of effort

The contact point between sample and cut-off wheel is always different: so easier is the cut.



# CHARACTERISTICS

|  |  |
|--|--|
| <b>HOOD</b>                              |  |
| Type                                     | PETG enclosure with metal hinges and gas strut assisted lift             |
| Safety                                   | Interlock switch keeps hood locked during cutting                        |
| <b>MOTORIZATION-POWER SUPPLY</b>         |  |
| Power                                    | 3 700 W  |
| Power supply                             | 380 V / Three-phases / 50 Hz   |
| Control of the motor                     | Frequency inverter   |
| <b>CUT-OFF WHEELS</b>                    |  |
| Type of cut-off wheels                   | Resin bonded and metal bonded  |
| Cut-off wheel size range                 | Up to 300mm  |
| Rotation speed                           | 2.800, 3.200, 3.700 or 4.000 RPM   |
| Arbor size                               | 25.4mm   |
| <b>CONTROL</b>                           |  |
| Control Interface                        | Push buttons   |
| <b>CUTTING</b>                           |  |
| Cutting modes                            | Manual swing action  |
| Table dimensions                         | 390 x 290mm  |
| Distance between cut-off wheel and table | 130 mm (with a Ø 300mm wheel)  |
| Type of table                            | Treated aluminum table with exchangeable stainless blocks                |
| Holders                                  | Any sample fixturing system compatible with a 12mm "T" slot bed          |
| <b>LUBRICATION-COOLING</b>               |  |
| Pump & tank                              | External-60 L  |
| Type of lubrication                      | External recirculating system  |
| Method of directing pumped coolant       | 2 ports in the wheel guard<br>2 alignable nozzles in the cutting chamber |
| Type of filtration                       | 100 µm washable filter cloth   |
| <b>ERGONOMICS</b>                        |  |
| Internal lighting                        | LED  |
| Spray nozzle for cleaning                | Integrated   |
| <b>CONFORMITY</b>                        |  |
| Conformity                               | EC   |

# ACCESSORIES

## Vices and Holders

**51319**  
Right quick clamping vice

**51321**  
Left quick clamping vice

**50906\***  
Left and right quick clamping vices  
Height 45mm

**50905\***  
Left quick clamping vice  
Height 45mm

**50909\***  
Right quick clamping vice  
Height 45mm

**50902\***  
Double screw clamping vices Left and Right  
Height 45mm

**50901\***  
Left screw clamping vice  
Height 45mm

**50903\***  
Right screw clamping vice  
Height 45mm

**50613**  
Box of Kopal holders

**50616**  
Kopal holding

## Tables and positioning

**51610**  
Manual X-axis table

## Other accessories

**51006**  
Base Cabinet  
Width 770mm x depth 880mm  
x height 855mm

**51620**  
Set of 3 filters for coolant tank  
ST310/T330/T300

\* Stainless steel



REF. 50905



REF. 50909



REF. 50902



REF. 50901



REF. 50903



REF. 50613



REF. 50616



REF. 51006



REF. 51620



REF. 51610

# CONSUMABLES

## STANDARD RESINOID CUT-OFF WHEELS

| REF.  | DESIGNATION  | DIAMETER             | HARDNESS     | MATERIALS   |
|-------|--|----------------------|--------------|---|
| 01015 | Type A<br>abrasive Al <sub>2</sub> O <sub>3</sub> (ferrous materials)          | Ø 250 x 1.6 x 32mm*  | 100 - 350 Hv | Low carbon, mild and extra mild and treated steels with medium cross-sections                           |
| 01021 |  | Ø 300 x 2 x 32mm*    |              |   |
| 01002 | Type AO<br>abrasive Al <sub>2</sub> O <sub>3</sub> (ferrous materials)         | Ø 200 x 1.6 x 25.4mm | 300 - 500 Hv | Low carbon, mild and extra mild and treated steels with medium cross-sections                           |
| 01014 |  | Ø 250 x 1.6 x 32mm*  |              |   |
| 01020 |  | Ø 300 x 2 x 32mm*    |              |   |
| 01012 | Type AOF II "S"<br>abrasive Al <sub>2</sub> O <sub>3</sub> (ferrous materials) | Ø 250 x 0.8 x 32mm   | 80 - 300 Hv  | Rubber bonded cut-off wheel, thin section cutting, low cross-section sintered steels, hard metal layers |
| 01001 | Type AOF II<br>abrasive Al <sub>2</sub> O <sub>3</sub> (ferrous materials)     | Ø 200 x 0.8 x 25.4mm |              |   |
| 01013 |  | Ø 250 x 0.8 x 32mm   |              |   |
| 01019 |  | Ø 300 x 1 x 32mm     |              |   |
| 01018 | Type F<br>abrasive SiC (non ferrous materials)                                 | Ø 250 x 1.6 x 32mm*  | 150 - 400 Hv | White, grey and spheroidal graphite cast iron, titanium and alloys                                      |
| 01024 |  | Ø 300 x 2 x 32mm*    |              |   |
| 01005 | Type MNF<br>abrasive SiC (non ferrous materials)                               | Ø 200 x 1.6 x 25.4mm | 30 - 350 Hv  | Aluminium, copper and alloys, non ferrous metals, titanium and alloys                                   |
| 01017 |  | Ø 250 x 2 x 32mm*    |              |   |
| 01023 |  | Ø 300 x 2 x 32mm*    |              |   |
| 01060 | Type SiC<br>abrasive SiC   | Ø 180 x 0.5 x 25.4mm | 450 - 700 Hv | Treated steels, with fragile coatings, difficult materials  |
| 01016 | Type S<br>abrasive Al <sub>2</sub> O <sub>3</sub> (ferrous materials)          | Ø 250 x 1.6 x 32mm*  |              |   |
| 01022 |  | Ø 300 x 2 x 32mm*    |              |   |
| 01071 | Type T<br>abrasive SiC (non ferrous materials)                                 | Ø 250 x 1.6 x 32mm*  |              |   |
| 01072 |  | Ø 300 x 2 x 32mm*    |              |   |

## DIAMOND CUT-OFF WHEELS

| REF.  | DESIGNATION | DIAMETER            | MATERIALS  |
|-------|-------------|---------------------|--|
| 02038 | Type LM     | Ø 200 x 0.9 x 32mm* | Ceramics, composites, tungsten carbide, alumina, sintered carbides   |
| 02042 |             | Ø 250 x 1.2 x 32mm* |  |
| 02046 |             | Ø 300 x 1.4 x 32mm* |  |
| 02040 | Type LM+    | Ø 200 x 0.9 x 32mm* | Ceramics (large sections), tungsten carbide, silicon carbide, plasma deposit, mounted samples, refractory materials, minerals, concretes |
| 02044 |             | Ø 250 x 1.2 x 32mm* |  |
| 02048 |             | Ø 300 x 1.4 x 32mm* |  |
| 02041 | Type LR     | Ø 200 x 0.9 x 32mm* | Composites, plasma deposit, ceramics, electronic components  |
| 02045 |             | Ø 250 x 1.2 x 32mm* |  |
| 02049 |             | Ø 300 x 1.2 x 32mm* |  |

**LM** **Metallic bond.** Very polyvalent cut-off wheel, normal concentration, to cut hard materials such as:

—■ ceramics, composites, tungsten carbide, alumina, sintered carbides.

**LM+** **Metallic bond.** High concentration disc to cut hard materials such as:

—■ ceramics (large sections), tungsten carbide, silicon carbide, plasma deposit, mounted samples, refractory materials, minerals, concretes...

**LR** **Resin bond.** High concentration disc, advised when you want the best cutting quality. To cut hard and fragile materials:

—■ composites, plasma deposit, ceramics, electronic components...

## BORON CARBIDE CUT-OFF WHEELS

| REF.  | DESIGNATION | DIAMETER            | MATERIALS  |
|-------|-------------|---------------------|--|
| 02039 | Type NB     | Ø 200 x 0.9 x 32mm* | Cast irons, treated steels, hard and high speed steels |
| 02043 |             | Ø 250 x 1.2 x 32mm* |  |
| 02047 |             | Ø 300 x 1.2 x 32mm* |  |

**NB** **Resin bond.** High concentration disc of boron nitride edge to cut :

—■ Cast irons, treated steels, hard and high speed steels

\* To be used with reduction ring (Ref. 01092)



[WWW.HOSKIN.CA](http://WWW.HOSKIN.CA)

• ENVIRONMENTAL • INSTRUMENTATION • MATERIALS TESTING  
• INTEGRATED SYSTEMS • RENTALS • SERVICE

Vancouver | Oakville | Montréal | Edmonton