


CUTTING



MOUNTING



POLISHING



HARDNESS TESTING



MECATOME T 210


PRECISION MICRO CUTTING MACHINE



Powerful machine for the cutting of hardest and softest materials.
Precise and reliable, Mecatome T210 integrates
3 regulation systems for a perfect cutting.



A STRONG WORLDWIDE PRESENCE THROUGH SUBSIDIARIES AND MORE THAN 35 DISTRIBUTORS



FUNCTIONALITIES

REF. 51400

Width
758mm

Depth
753mm

Height closed lid
505mm

Height opened lid
955mm

Weight
90 kg

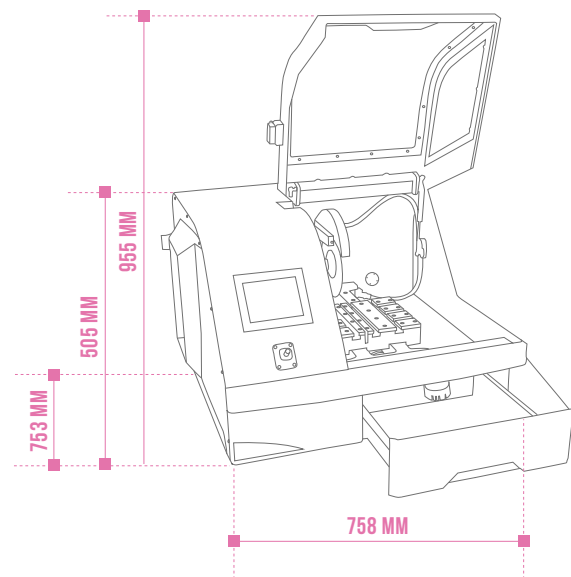

Conformity
EC

The best in its class

The MECATOME T 210 integrates oversized mechanical parts (spindles, bearings, guidance system, motor, etc...) for an unequalled reliability.



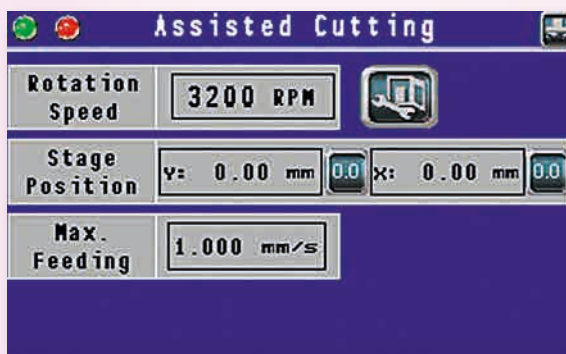
CUTTING ENVELOPE*



* This illustration of the cutting envelope of the MECATOME T210 is to show the maximum theoretical capacity only. The actual capacity in practice will depend on the sample geometry and its physical properties.

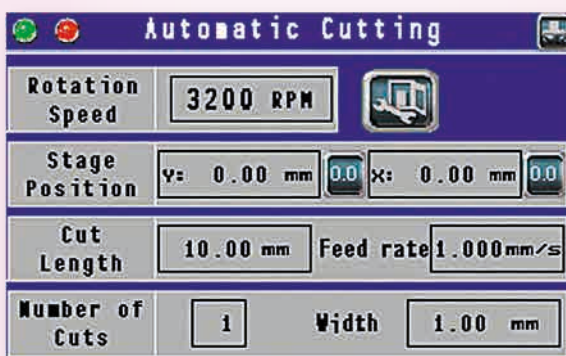
FUNCTIONING

3 EXCLUSIVE CUTTING MODES



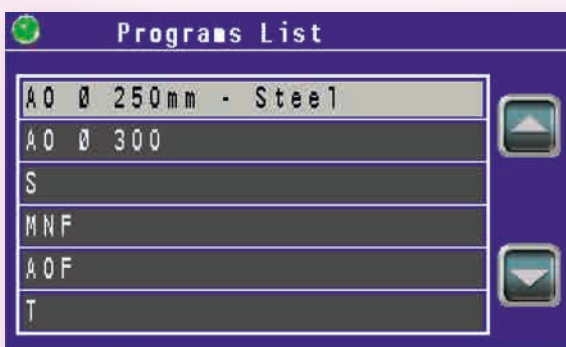
ASSISTED

In this mode, the user controls the feed speed of the table using the joystick and defines the maximum speed. This is manual cutting without any effort.



AUTOMATIC

In this mode in particular, the machine performs the cut(s) automatically. After selection of the cut-off wheel speed and feed speed of the table, the feed speed can be regulated automatically if required according to the motor load. If the pulsed cutting mode has been selected, the cutting will be performed according to pause times specified by the user. All the control systems can be used at the same time.



PROGRAMMABLE

The user performs the cutting according to parameters previously defined in the programs.

- MECATOME T210 has been designed to cut middle size workpieces and to achieve **serial cuts** thanks to the optional X axis.
- **The motor and the transmission run towards the cut-off wheel** have been optimised: ultra-resistant spindle, double row of bearings, V-ribbed belt, variable frequency control, etc.
- The new step motors offer an incomparable positioning accuracy of the cutting table; **the variable cut-off wheel speed** from 200 to 6000rpm optimises the cut through all types of materials.
- **The Y and X tables (X table in option) can be guided directly by the joystick.** The touch screen provides a number of exclusive advantages, including programming, indication of table movements, legibility and simplicity of use.
- Very spacious, the MECATOME T210 integrates **a large cutting table with interchangeable stainless steel strips**. The maintenance of the MECATOME T210 is particularly easy, thanks to its internal design and inbuilt cleaning kit. The grooved table is compatible with all commercially-available clamping systems.

ACCESSORIES

Vices and Holders

- 51319**
Quick clamping vice right side
- 51321**
Quick clamping vice left side
- 51356**
Quick clamping vice for long sample
- 50613**
Box of Kopal holders
- 50616**
Kopal holding

Flanges

- 51326**
Set of stainless steel flanges \varnothing 50 mm for wheels \varnothing 100 to 150 mm
- 51327**
Set of stainless steel flanges \varnothing 35 mm for wheels \varnothing 75 to 100 mm
- 51325**
Set of stainless steel flanges \varnothing 75 mm for wheels \varnothing 150 to 200 mm

Tables and positioning

- 51420**
Motorised traversing table
- 51355**
Manual traversing table
- 51430**
Positioning Laser

Sample chucks

- 51715**
V Shaped sample chuck
- 51717**
Vice chuck for longitudinal cuts
- 51713**
Chuck for small samples (vice type)
- 51156**
Orientable chuck (to be used with aluminium plates Ref. 51162 and 51163)
- 51714**
Chuck for cylindrical sample (up to 32mm)
- 51716**
Irregular shaped sample chuck

- 51162**
Set of 5 aluminium plates 60 x 25mm for sample sticking (to be used with Ref. 51156)

- 51163**
Set of 5 aluminium plates 40 x 25mm for sample sticking (to be used with Ref. 51156)

- 51410**
Sample chucks (to use only with a transversal table). Allow the use of all Mecatome T180 chucks.

Other accessories

- 51006**
Base Cabinet
Width 770mm x depth 880mm x height 855mm
- 51440**
25 L external pump and tank



REF. 50616



REF. 51715



REF. 51717



REF. 51713



REF. 51156



REF. 51714



REF. 51716



REF. 51325 - 51326 - 51327



REF. 51355



REF. 51410



REF. 51006




REF. 51440

VARIOUS CLAMPING SYSTEMS

QUICK CLAMPING VICES



REF. 51319 - 51321



REF. 51356

KOPAL HOLDERS



REF. 50613

CHARACTERISTICS

HOOD	
Type	PETG enclosure with metal hinges
Safety	Interlock switch keeps hood locked during cutting
MOTORIZATION-POWER SUPPLY	
Power	1 500 W
Power supply	220 V / Single phase / 50 Hz
Control of the motor	Frequency inverter
CUT-OFF WHEELS	
Type of cut-off wheels	Resin bonded and metal bonded
Cut-off wheel size range	From Ø 75 to Ø 203mm
Rotation speed	From 300 to 6.000 RPM
Arbor size	12.7mm
CONTROL	
Control Interface	Color touch control screen
Security Access	Can activate password protection
Programmability	Up to 100 programs protected by password
CUTTING	
Cutting modes	Assisted. automatic. programmed. pulse mode
Type of table movement	Motorised Y axis motion
Y axis speed	From 0.01 to 3mm/s
Cutting control	Automated regulation optimised to the motor ratings
Y axis range	Optional 251mm Y-axis movement of the table
X axis range	Optional 100mm X-axis movement of the table
Z axis range	60mm
Serial sectioning	Option (motorised X table)
Dimensions of the tables	Left table: 82 x 210mm-Right table: 142 x 210mm
Positioning Laser	Option
Space under cut-off wheel	40mm (with cut off wheel Ø 200mm)
Type of table	Treated aluminum table with exchangeable stainless blocks
Holders	Sample carrier arm will accept a wide variety of holders
LUBRICATION-COOLING	
Pump & tank	Integrated-Capacity 10 L-Option: 25 L external pump and tank
Type of lubrication	Internal recirculating pump or optional external recirculating unit
Method of directing pumped coolant	6 nozzles in the blade guard
Type of filtration	Integrated: filtration grid-External: 100 µm washable filter cloth
ERGONOMICS	
Internal lighting	Internal lighting by LED
Spray nozzle for cleaning	Integrated

CONSUMABLES


STANDARD RESINOID CUT-OFF WHEELS

REF.	DESIGNATION	DIAMETER	HARDNESS	MATERIALS
01040	Type A abrasive Al ₂ O ₃ (ferrous materials)	Ø 100 x 0.3 x 12.7mm	100 - 350 Hv	Low carbon, mild and extra mild and treated steels with medium cross-sections
01046	Type AO abrasive Al ₂ O ₃ (ferrous materials)	Ø 125 x 0.5 x 12.7mm	300 - 500 Hv	Treated steels, stainless steels, refractory metals, alloyed cast irons
01043		Ø 150 x 0.5 x 12.7mm		
01002		Ø 200 x 1.6 x 25.4mm*		
01001	Type AOF II abrasive Al ₂ O ₃ (ferrous materials)	Ø 200 x 0.8 x 25.4mm*	80 - 300 Hv	Rubber bonded cut-off wheel, thin section cutting, low cross-section sintered steels, hard metal layers
01041	Type C abrasive SiC (non ferrous materials)	Ø 100 x 0.3 x 12.7mm	30 - 350 Hv	Aluminium, copper and alloys, non ferrous metals, titanium and alloys
01005	Type MNF abrasive SiC (non ferrous materials)	Ø 200 x 1.6 x 25.4mm*	30 - 350 Hv	Aluminium, copper and alloys, non ferrous metals, titanium and alloys
01060	Type SiC abrasive SiC	Ø 180 x 0.5 x 25.4mm*	450 - 700 Hv	Treated steels, with fragile coatings, difficult materials


* To be used with reduction ring (Ref. 51324)

DIAMOND CUT-OFF WHEELS

REF.	DESIGNATION	DIAMETER	MATERIALS
02030	Type LM	Ø 75 x 0.3 x 12.7mm	Ceramics, composites, tungsten carbide, alumina, sintered carbides
02031		Ø 100 x 0.3 x 12.7mm	
02034		Ø 125 x 0.5 x 12.7mm	
02036		Ø 150 x 0.6 x 12.7mm	
02055		Ø 175 x 0.7 x 12.7mm	
02038		Ø 200 x 0.9 x 32mm*	
02057		Type LM+	
02060	Ø 100 x 0.3 x 12.7mm		
02063	Ø 125 x 0.5 x 12.7mm		
02064	Ø 150 x 0.6 x 12.7mm		
02066	Ø 175 x 0.7 x 12.7mm		
02040	Ø 200 x 0.9 x 32mm*		
02058	Type LR	Ø 75 x 0.5 x 12.7mm	Composites, plasma deposit, ceramics, electronic components
02033		Ø 100 x 0.5 x 12.7mm	
02035		Ø 125 x 0.5 x 12.7mm	
02037		Ø 150 x 0.6 x 12.7mm	
02067		Ø 175 x 0.9 x 12.7mm	
02041		Ø 200 x 0.9 x 32mm*	


LM **Metallic bond.** Very polyvalent cut-off wheel, normal concentration, to cut hard materials such as:
 ceramics, composites, tungsten carbide, alumina, sintered carbides.

LM+ **Metallic bond.** High concentration disc to cut hard materials such as:
 ceramics (large sections), tungsten carbide, silicon carbide, plasma deposit, mounted samples, refractory materials, minerals, concretes...

LR **Resin bond.** High concentration disc, advised when you want the best cutting quality. To cut hard and fragile materials:
 composites, plasma deposit, ceramics, electronic components...

BORON CARBIDE CUT-OFF WHEELS

REF.	DESIGNATION	DIAMETER	MATERIALS
02059	Type NB	Ø 75 x 0.5 x 12.7mm	Cast irons, treated steels, hard and high speed steels
02062		Ø 100 x 0.5 x 12.7mm	
02050		Ø 125 x 0.5 x 12.7mm	
02065		Ø 150 x 0.6 x 12.7mm	
02056		Ø 175 x 0.7 x 12.7mm	
02039		Ø 200 x 0.9 x 32mm*	

NB **Resin bond.** High concentration disc of boron nitride edge to cut :
 Cast irons, treated steels, hard and high speed steels

* To be used with reduction ring (Ref. 51331)



WWW.HOSKIN.CA

- ENVIRONMENTAL
- INSTRUMENTATION
- MATERIALS TESTING
- INTEGRATED SYSTEMS
- RENTALS
- SERVICE

Vancouver | Oakville | Montréal | Edmonton